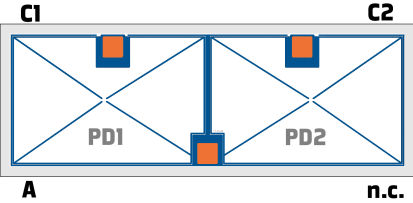
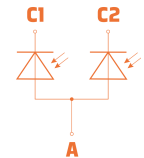

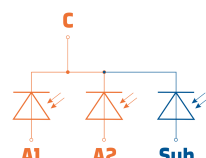
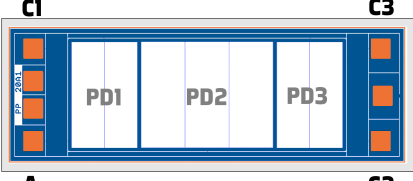
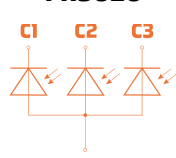
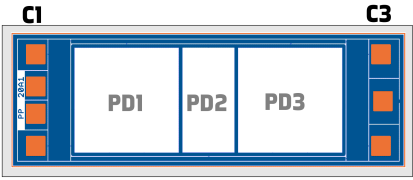
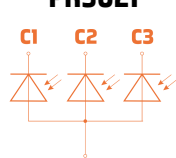
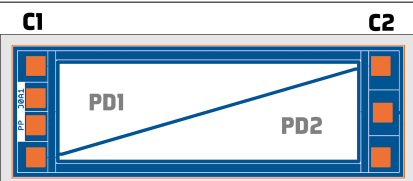
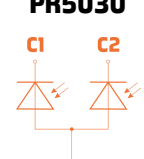




## Overview of Available Types

Photodiode Layout	Type	Photodiode area [ $\mu\text{m}$ ]	Remark
	<b>PR5001</b> 	PD1: 1145 x 737 Gap: 34 PD2: 1145 x 737	Common anode PR5001-ARC: with ARC PR5001: (without ARC)
	<b>PR5010</b> 	PD1: 910 x 620 Gap: 80 PD2: 910 x 620 PDsub: 1910 x 631	<b>Common cathode</b> additional substrate photodiode with ARC
	<b>PR5020</b> 	PD1: 394 x 624 Gap: 24 PD2: 795 x 624 Gap: 24 PD3: 394 x 624	Common anode with ARC
	<b>PR5021</b> 	PD1: 633 x 624 Gap: 24 PD2: 315 x 624 Gap: 24 PD3: 633 x 624	Common anode with ARC
	<b>PR5030</b> 	Each triangle: Length: 1815 Height (long side): 530 Height (short side): 21	Common anode with ARC
	<b>PR5040</b> 	PD: 1790 x 608	Large area with ARC